



IN THE CLASSROOM

Ear Notching

Both commercial swine and show pigs are individually identified using a universal system known as ear notching. Ear-notching helps identify a pig's litter and which pig in the litter it is, giving each pig a unique identity number. Notches are placed in one of five locations in the pig's ear. Learning to read ear notches is a valuable tool, not only for identifying animals but because reading ear notches is a very common showmanship question.


Question 1.

The notches in the _____ ear represent litter number.


The notches in the _____ ear represent individual pig number.

Question 2.


Draw the appropriate notches on each pig to represent their identity number.



1 EAR NOTCH 13-9



2 EAR NOTCH 9-3



3 EAR NOTCH 5-12




4 EAR NOTCH 11-4

Question 3.


Write the correct pig identity number below each pig based on their ear notches.




1 EAR NOTCH ____



2 EAR NOTCH ____



3 EAR NOTCH ____



4 EAR NOTCH ____

For additional livestock nutrition and stock show resources, visit surechamp.com/blog.



IN THE CLASSROOM

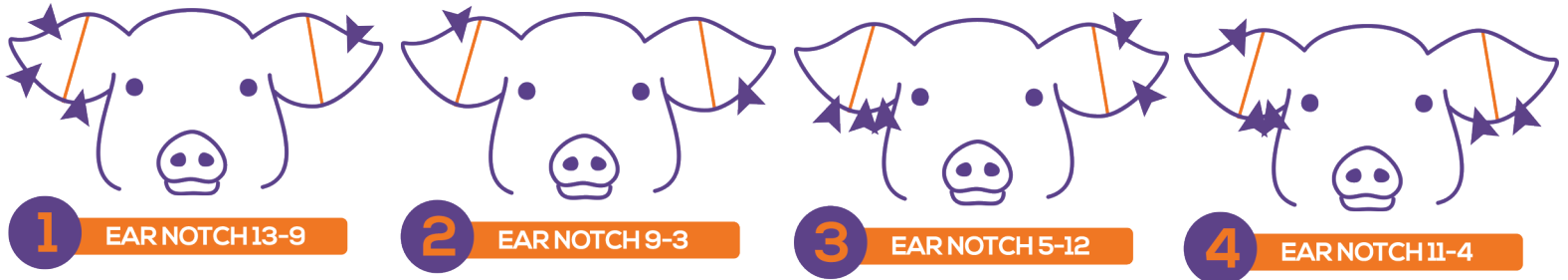
Ear Notching Worksheet ANSWERS

Question 1.

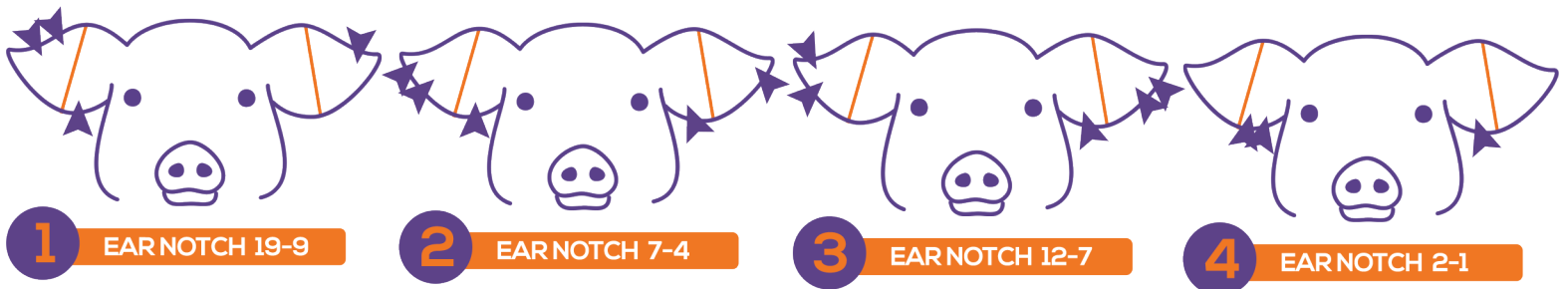
The notches in the **RIGHT** ear represent litter number.

The notches in the **LEFT** ear represent individual pig number.

Question 2.



Question 3.



For additional livestock nutrition and stock show resources, visit surechamp.com/blog.