

# SURE•CHAMP®

## *A guide* TO PICKING OUT YOUR SHOW LAMB

### *Step 1:*

#### ASK QUESTIONS ABOUT THE PEDIGREE AND BACKGROUND OF THE SHEEP YOU ARE INTERESTED IN.

Sample questions to ask:

- What does the pedigree/breeding on the dam look like?
- What does the pedigree/breeding on the sire look like?
- How has this mating worked in the past?
- Is the sire and dam here for me to look at?

**IMPORTANT TIP:** Don't be afraid to ask the breeder lots of questions! They know their stock better than anyone and an informed buyer is an empowered buyer. You should make it your goal to learn as much as possible and feel informed when making your purchasing decision.

### *Step 2:*

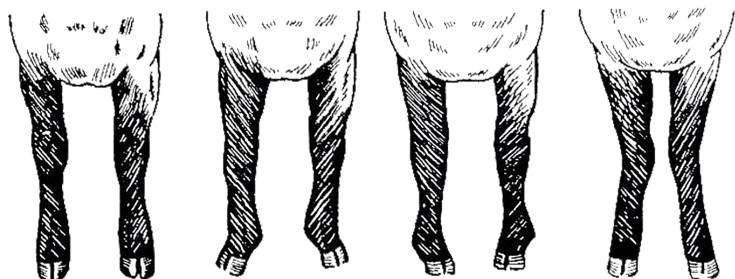
#### SELECTION: UNDERSTANDING STRUCTURE

Structure, the way an animals' skeleton is put together, is the most important selection trait to look for.

Tips for evaluating structure:

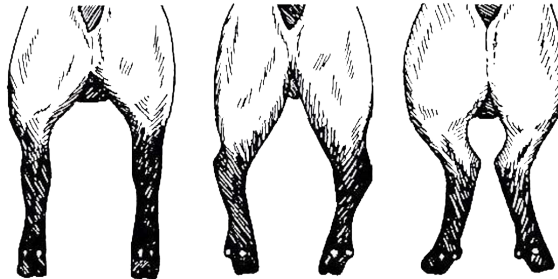
- Sheep should not toe in or toe out. They should be square built at the ground

#### FRONT VIEW



**CORRECT**   **INCORRECT**   **INCORRECT**   **INCORRECT**

#### REAR VIEW



**CORRECT**   **INCORRECT**   **INCORRECT**

- From the side, your lamb should be:
  1. Smooth shouldered
  2. Neck ties high at the top of their shoulder blades
  3. Level hiped

For additional livestock nutrition and stock show resources, visit [surechamp.com/blog](http://surechamp.com/blog).

# SURE•CHAMP®

## *A guide* TO PICKING OUT YOUR SHOW LAMB

### *Step 2:*

#### SELECTION: UNDERSTANDING STRUCTURE

- From the side, your lamb should be:
  1. Smooth shouldered
  2. Neck ties high at the top of their shoulder blades
  3. Level hiped

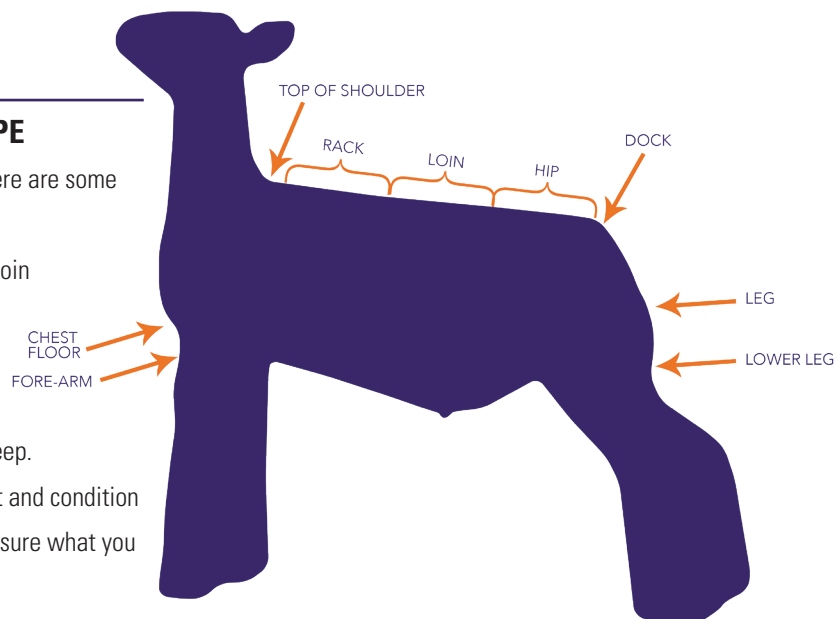


### *Step 3:*

#### SELECTION: UNDERSTANDING MUSCLE SHAPE

It's hard to see in young lambs but focus on muscle shape. Here are some good indicators of a good muscle shape:

- Squareness and expression over their rack and loin
- Groove down the center of their back
- Size and shape of forearm



**IMPORTANT TIP:** Be sure to ask to handle the sheep.

Sometimes mass and density of muscle shape is fat and condition in disguise. Get your hands on the sheep and make sure what you are seeing is genuine muscle shape.

### *Step 4:*

#### SELECTION: UNDERSTANDING BONE

Having some stoutness of feature is important for the show ring and an indication of how a sheep will grow and perform. Make sure to evaluate for:

- Size of foot
- Circumference of bone
- Stoutness of forearm

### *Step 5:*

#### EVALUATE YOUR BUDGET

- Talk to the breeder about price and be up front about what you are able to spend.
- If the first sheep you like is outside of your budget, find another breeder to visit, or look through the flock again and see if there is one within your budget that you might have missed.
- Make sure to consider what you are willing to spend and how that will pay off in the end.